



Ubuntu Typography – A Guide

Ubuntu is the preferred typeface of Special Olympics. It should be used for informational communications produced by Special Olympics.

What does the word “Ubuntu” mean?

Ubuntu is a Nguni word which has no direct translation into English, but is used to describe a particular African worldview in which people can only find fulfillment through interacting with other people. Thus it represents a spirit of kinship across both race and creed which unites mankind to a common purpose.

Archbishop Emeritus Desmond Tutu has said "*Ubuntu is very difficult to render into a Western language...It is to say. 'My humanity is caught up, is inextricably bound up, in what is yours'...*"¹

Why has Ubuntu been chosen?

Ubuntu has been chosen for clarity and accessibility both in print and on screen. It is available free of charge in a range of weights and styles.

In what languages does Ubuntu appear?

Ubuntu currently comes in a range of languages: Latin (Western), Greek & Cyrillic. Note: Arabic and Hebrew versions of Ubuntu are now under development.

Please remember!

If using Ubuntu typeface within Microsoft office documents (word/powerpoint) please note that these documents should only be shared with third parties or member of the public in PDF format. Otherwise Arial should be used in place of Ubuntu. Arial is available as standard on all PC and Mac computers.

How can I access Ubuntu?

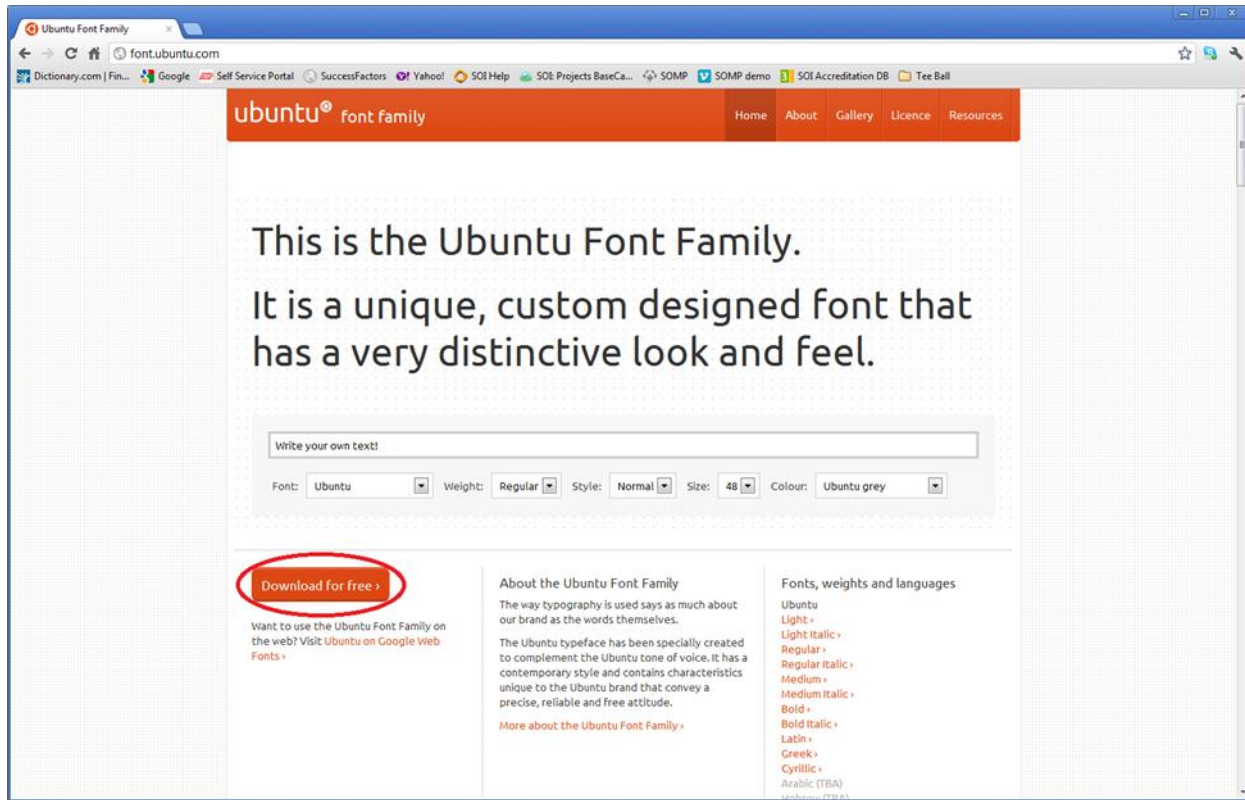
Ubuntu is available as a free Mac or P.C. download at font.ubuntu.com

Here are the steps to follow for a successful download:

¹ No Future Without Forgiveness: A Personal Overview of South Africa's Truth and Reconciliation Commission, Desmond Tutu, © 2000.

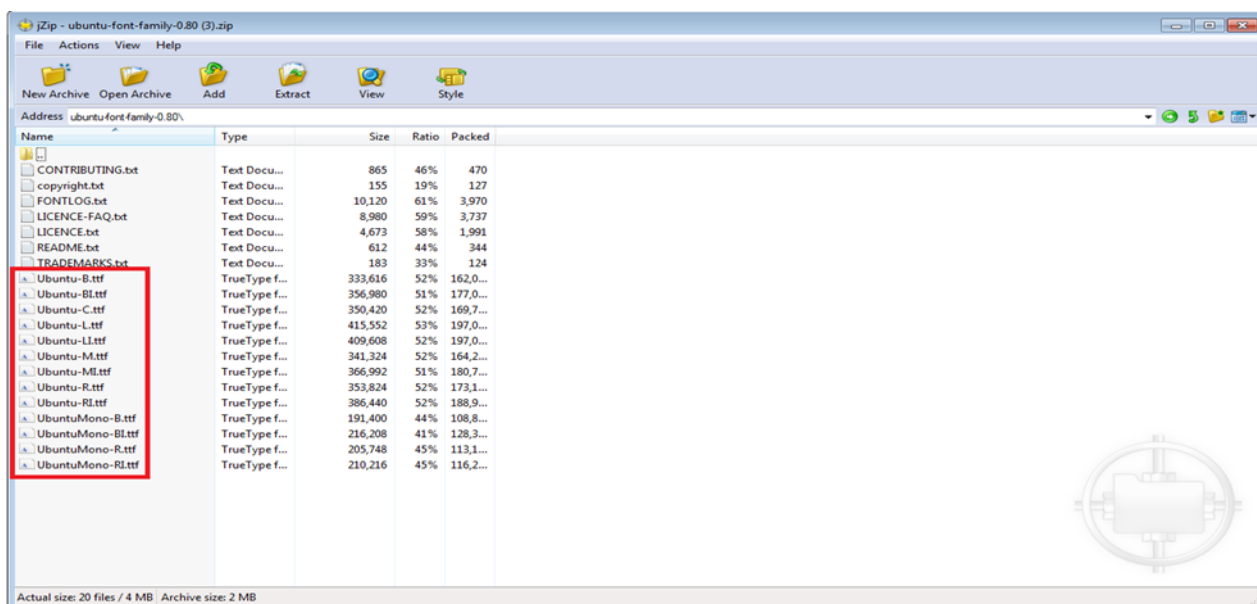


1. Open an internet browser and go to <http://font.ubuntu.com/>



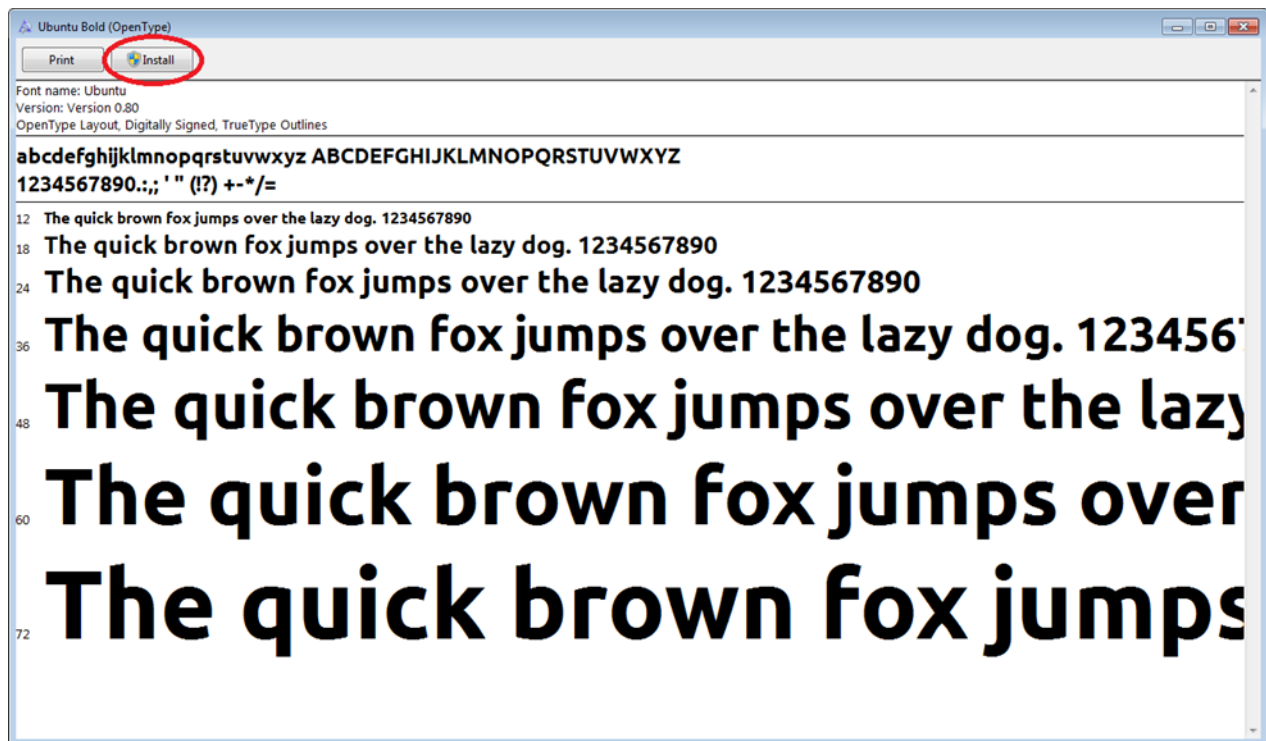
2. Click on the Download for Free button (Circled in red above)

- a. This will download a compressed font folder (Ubuntu-font-family-0.80) that you can open using any zip tool.
- b. Once you extract the folder to a location on your computer you will see 13 files that end in .tff (These 13 files make up the Ubuntu font family).





3. To install the complete Ubuntu font family, click on each file ending in .ttf.
4. Once opened click on the install button on the upper left hand side. (This will install one piece of the font family)



After you install all 13 files you will have the complete Ubuntu font family.